



**Valeo WebEDI OBP 3.3
Training document**

**Electronic Reorder
(e-Reorder)**

WebEDI: Thomas Gries
28/07/2009 4:32 PM

Table of content

Table of content	2
1 General Information e-Reorder	3
2 Call off process Pickup orders	3
2.1 General information.....	3
2.2 Display and print out Call Off for Pickup orders.....	3
3 Basis for the Shipment	5
4 Shipment	6

Historic:

Date	Changes	responsible
09.10.2008	Document created	Thomas Gries
22.10.2008	Adaption	Ulrich Stollbert
28.07.2009	Update to e-Reorder	Thomas Gries

1 General Information e-Reorder

Valeo started in 2008 with the implementation of the e-Reorder process. The e-Reorder philosophy is to handle the replenishment for the Valeo storages on basis of pickup orders. Pickup quantities are calculated daily by the Reorder team of the Valeo plant. Basis for the calculation is the current stock, quantity in transit and demands in the ERP system.

For materials handled with e-Reorder the Delivery instructions are send only with Forecast information. The additional send pickup orders are available in the Call off process at WebEDI.

2 Call off process Pickup orders

2.1 General information

There are 3 categories of pickup orders which could be send from the Valeo plant:

- P- Standard
- P- Emergency
- P- Supplementary

2.2 Display and print out Call Off for Pickup orders

A new Pick up order has been send to the supplier and can be displayed in WebEDI.



Similar to the delivery schedules you can display and print the call off.

Pickup Standard

Items			
Company-specific data			
Packaging			
Packaging type: Packaging type: Packaging type:			
Item number related info			
Item number:	915-700-00-00	Item no. (supplier):	
Name:		Current call-off no.:	00009
PO No.:	0550008360	Unit of quantity:	Piece
Order item:	00010	Engineering change level:	
Delivery mode:	1 P	Pickup-Type:	2 Standard
Additional reference data			
Delivery note no.:		Date:	Quantity: 0
Delivery note no.:		Date:	Quantity:
Delivery note no.:		Date:	Quantity:
Items			
Delivery date from	Delivery date to	Despatch qty	Kanban numbers
Oct 2, 2008 7:00 PM	Oct 2, 2008 7:00 PM	500	
Pickup-Order	Pickup-No.: 0280000009	Promise-Date: Oct 2, 2008 5:00 PM	Pickup-Date: Oct 2, 2008 6:00 PM

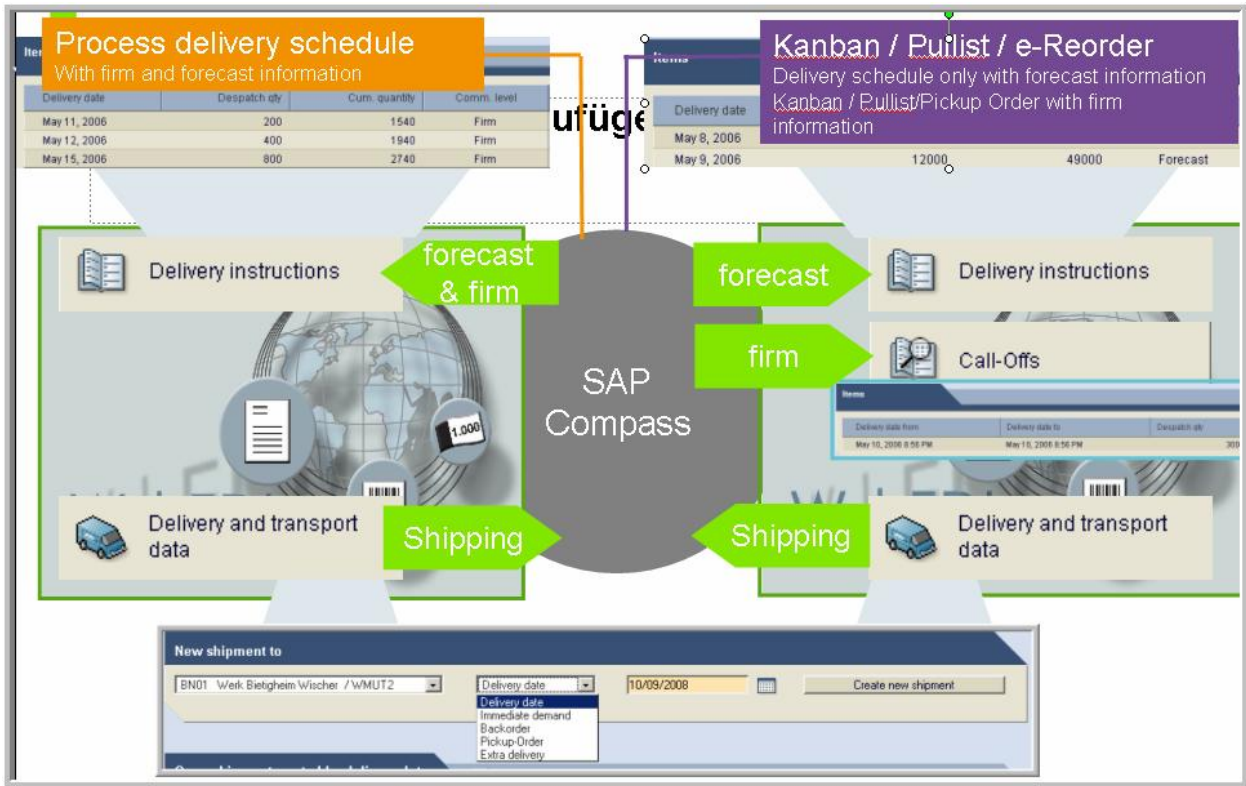
Main important information are the fields:

1. Delivery mode = P – Pickup order
2. Pickup-Type = Standard, Emergency, Supplementary
3. Delivery date = date and time to deliver
4. Despatch qty = Quantity to be delivered
5. Pickup-No. = Number for the pickup order
6. Promise-Date = Date when Valeo should receive the promise information
7. Pickup-Date = Date for starting transport

Each pickup order has to be delivered!

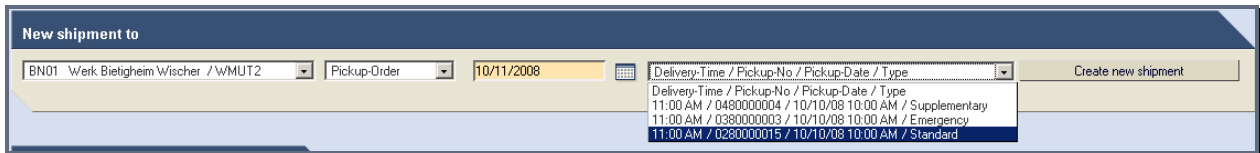
3 Basis for the Shipment

Basis for the shipping proposal are demands from the delivery instruction with firm, pullist- / Kanban or pickup order demands. If a plant start working with the call off process, the delivery instruction demands are send in parallel only with forecast information.

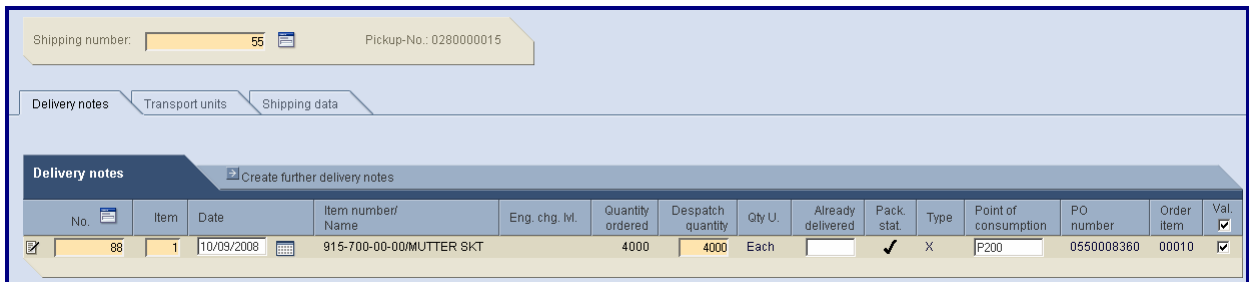


4 Shipment

To deliver demands from pickup orders, please select a plant/unloading point, choose the option Pickup-Order and the delivery date for the Pickup order in the nearest future will be proposed.



The system automatically proposes you all open pickup order for this date. Please select the pickup order you like to deliver and create a new shipment. If you want to delivery other pickup order, you can also select with an other date.



The proposal for the pickup order process contains only materials for this pickup order number. The pickup order number is displayed next to the shipping number and will be automatically send in to Valeo after you have finished the shipment and send it.

Shipments for the pickup order process could be completed as any other shipment in WebEDI.

Special points for the shipment of pickup orders:

- § As delivery note number, you should fill in the Valeo Pickup-No. If you have an internally delivery note number, you should handle this number internally
- § If you are paid based on selfbilling, the Pickup-No. will be the delivery note number listed. For invoices also the Pickup-No. should be delivery note number
- § There is only one shipment per pickup order possible. If you have shipped once, the pickup order is blocked for further deliveries
- § Each send pickup order has to be delivered
- § For each pickup order you have to send Valeo a promise information by fax. Please use the promised quantity for the shipment.
- § Over delivery is not allowed